



### Stage Results - Escopeta Classic

Place	Name	No.	Class	Div	PF	Points	Pen	Time	Hit Factor	Stage Pts	Stage %
1	Celiz, Martin		U	EC	Maj	55	0	38.56	1.4263	55.0000	100.00%

### Stage Results - Open

Place	Name	No.	Class	Div	PF	Points	Pen	Time	Hit Factor	Stage Pts	Stage %
1	Saadi, Fernando		U	O	Maj	0	0	0.00	0.0000	0.0000	0.00%

### Stage Results - PCC

Place	Name	No.	Class	Div	PF	Points	Pen	Time	Hit Factor	Stage Pts	Stage %
1	DELGADO DIRENCIO, Diego Ricardo		U	PCC	Maj	55	0	12.92	4.2570	55.0000	100.00%
2	Paredes, Jose Carlos		U	PCC	Maj	55	0	15.09	3.6448	47.0908	85.62%
3	Mariperisena, Matias		U	PCC	Maj	55	0	16.44	3.3455	43.2238	78.59%
4	Ferraro , Martín Miguel		U	PCC	Maj	55	0	18.66	2.9475	38.0815	69.24%
5	Roletto, Nicolas		U	PCC	Maj	55	0	20.09	2.7377	35.3708	64.31%
6	Monti, Sergio		U	PCC	Maj	55	0	49.26	1.1165	14.4255	26.23%

### Stage Results - Pistola Producción

Place	Name	No.	Class	Div	PF	Points	Pen	Time	Hit Factor	Stage Pts	Stage %
1	Fukuda, Martín		U	PP	Maj	55	0	13.22	4.1604	55.0000	100.00%
2	GRUNBERG, Sebastián Fernando		U	PP	Maj	55	0	14.62	3.7620	49.7332	90.42%
3	MUJICA, Ignacio		U	PP	Maj	55	0	19.17	2.8691	37.9291	68.96%
4	Alzatto, Luciano		U	PP	Maj	55	0	19.95	2.7569	36.4461	66.27%
5	ACUÑA, Luis Enrique		U	PP	Maj	55	0	20.69	2.6583	35.1426	63.90%
6	Villarrubi, Alejandro		Clase	PP	Maj	55	0	21.19	2.5956	34.3134	62.39%
7	Mederos, Diego German		U	PP	Maj	55	0	23.09	2.3820	31.4898	57.25%
8	PEREZ, Gustavo		U	PP	Maj	55	0	24.07	2.2850	30.2077	54.92%
9	Garber, Diego Martin		Clase	PP	Maj	55	0	24.65	2.2312	29.4970	53.63%
10	SCHAMUN, Leonardo Esteban		U	PP	Maj	55	0	26.18	2.1008	27.7731	50.50%
11	Garcia, Hugo		U	PP	Maj	55	0	37.94	1.4497	19.1645	34.84%
12	TALERICO, Jonathan David		U	PP	Maj	55	0	45.81	1.2006	15.8721	28.86%
13	Garcia, Sebastian		Clase	PP	Maj	55	0	55.30	0.9946	13.1483	23.91%
14	ASLAN, Carlos		U	PP	Maj	55	0	61.04	0.9010	11.9119	21.66%
15	JARA, Graciela Susana		U	PP	Maj	50	10	46.35	0.8630	11.4088	20.74%
16	Rabasa, Fernando Antonio		Clase	PP	Maj	50	10	63.42	0.6307	8.3381	15.16%
17	Caricato, Leandro Rafael		Clase	PP	Maj	0	0	0.00	0.0000	0.0000	0.00%

### Stage Results - Pistola Producción Optics

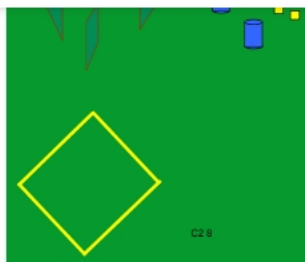
Place	Name	No.	Class	Div	PF	Points	Pen	Time	Hit Factor	Stage Pts	Stage %
1	CANTO, Sebastian		U	PPO	Maj	55	0	12.46	4.4141	55.0000	100.00%
2	Nishimura, Roberto		U	PPO	Maj	55	0	17.68	3.1109	38.7613	70.48%
3	VITON, Camilo Gustavo		U	PPO	Maj	55	0	24.80	2.2177	27.6331	50.24%

### Stage Results - Standard

Place	Name	No.	Class	Div	PF	Points	Pen	Time	Hit Factor	Stage Pts	Stage %
1	ALE, Nasif		U	S	Maj	55	0	13.77	3.9942	55.0000	100.00%
2	Ale, Adrian Sergio		U	S	Maj	55	0	19.01	2.8932	39.8396	72.44%
3	Di Iasi, Tomás		U	S	Maj	55	0	21.23	2.5907	35.6736	64.86%
4	Tomaro, Orlando Alberto		U	S	Maj	55	0	45.14	1.2184	16.7778	30.51%
5	SENRA, Nestor Marcelo		U	S	Maj	0	0	0.00	0.0000	0.0000	0.00%

### Stage Results - Standard Manual

Place	Name	No.	Class	Div	PF	Points	Pen	Time	Hit Factor	Stage Pts	Stage %
1	STOCKER, Oscar Alfredo		U	SM	Maj	55	0	20.13	2.7322	55.0000	100.00%
2	Pons, Hernan Rafael		U	SM	Maj	55	0	21.63	2.5428	51.1859	93.07%
3	Guevara, Andrea Mariel		U	SM	Maj	55	0	24.10	2.2822	45.9398	83.53%



### Stage Results - Escopeta Classic

Place	Name	No.	Class	Div	PF	Points	Pen	Time	Hit Factor	Stage Pts	Stage %
1	Celiz, Martin		U	EC	Maj	40	0	26.84	1.4903	40.0000	100.00%

### Stage Results - Open

Place	Name	No.	Class	Div	PF	Points	Pen	Time	Hit Factor	Stage Pts	Stage %
1	Saadi, Fernando		U	O	Maj	0	0	0.00	0.0000	0.0000	0.00%

### Stage Results - PCC

Place	Name	No.	Class	Div	PF	Points	Pen	Time	Hit Factor	Stage Pts	Stage %
1	Roletto, Nicolas		U	PCC	Maj	40	0	15.08	2.6525	40.0000	100.00%
2	Paredes, Jose Carlos		U	PCC	Maj	40	0	15.24	2.6247	39.5801	98.95%
3	Ferraro , Martin Miguel		U	PCC	Maj	40	0	15.64	2.5575	38.5678	96.42%
4	Mariperisena, Matias		U	PCC	Maj	40	0	15.64	2.5575	38.5678	96.42%
5	DELGADO DIRENCIO, Diego Ricardo		U	PCC	Maj	40	0	18.64	2.1459	32.3605	80.90%
6	Monti, Sergio		U	PCC	Maj	40	0	20.21	1.9792	29.8466	74.62%

### Stage Results - Pistola Producción

Place	Name	No.	Class	Div	PF	Points	Pen	Time	Hit Factor	Stage Pts	Stage %
1	GRUNBERG, Sebastián Fernando		U	PP	Maj	40	0	10.38	3.8536	40.0000	100.00%
2	Fukuda, Martin		U	PP	Maj	40	0	13.39	2.9873	31.0082	77.52%
3	Villarrubi, Alejandro		Clase	PP	Maj	40	0	15.51	2.5790	26.7698	66.92%
4	PEREZ, Gustavo		U	PP	Maj	40	0	16.95	2.3599	24.4956	61.24%
5	MUJICA, Ignacio		U	PP	Maj	40	0	18.25	2.1918	22.7507	56.88%
6	ACUÑA, Luis Enrique		U	PP	Maj	40	0	20.05	1.9950	20.7082	51.77%
7	Garber, Diego Martin		Clase	PP	Maj	40	0	20.06	1.9940	20.6979	51.74%
8	TALERICO, Jonathan David		U	PP	Maj	40	0	20.08	1.9920	20.6773	51.69%
9	Alzatto, Luciano		U	PP	Maj	40	0	20.61	1.9408	20.1456	50.36%
10	ASLAN, Carlos		U	PP	Maj	40	0	20.75	1.9277	20.0096	50.02%
11	Garcia, Hugo		U	PP	Maj	40	0	25.76	1.5528	16.1180	40.30%
12	JARA, Graciela Susana		U	PP	Maj	40	0	25.96	1.5408	15.9938	39.98%
13	SCHAMUN, Leonardo Esteban		U	PP	Maj	40	0	29.12	1.3736	14.2582	35.65%
14	Garcia, Sebastian		Clase	PP	Maj	35	10	20.12	1.2425	12.8976	32.24%
15	Mederos, Diego German		U	PP	Maj	35	10	20.43	1.2237	12.7019	31.75%
16	Rabasa, Fernando Antonio		Clase	PP	Maj	40	0	41.67	0.9599	9.9640	24.91%
17	Caricato, Leandro Rafael		Clase	PP	Maj	0	0	0.00	0.0000	0.0000	0.00%

### Stage Results - Pistola Producción Optics

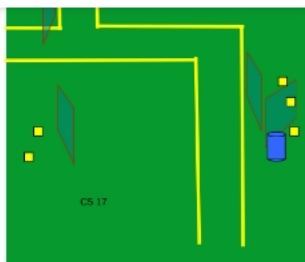
Place	Name	No.	Class	Div	PF	Points	Pen	Time	Hit Factor	Stage Pts	Stage %
1	CANTO, Sebastian		U	PPO	Maj	40	0	10.57	3.7843	40.0000	100.00%
2	Nishimura, Roberto		U	PPO	Maj	40	0	14.63	2.7341	28.8995	72.25%
3	VITON, Camilo Gustavo		U	PPO	Maj	40	0	33.04	1.2107	12.7966	31.99%

### Stage Results - Standard

Place	Name	No.	Class	Div	PF	Points	Pen	Time	Hit Factor	Stage Pts	Stage %
1	ALE, Nasif		U	S	Maj	40	0	16.42	2.4361	40.0000	100.00%
2	Ale, Adrian Sergio		U	S	Maj	40	0	28.59	1.3991	22.9731	57.43%
3	Di Iasi, Tomás		U	S	Maj	35	10	27.01	0.9256	15.1981	38.00%
4	Tomaro, Orlando Alberto		U	S	Maj	40	0	44.53	0.8983	14.7496	36.87%
5	SENRA, Nestor Marcelo		U	S	Maj	0	0	0.00	0.0000	0.0000	0.00%

### Stage Results - Standard Manual

Place	Name	No.	Class	Div	PF	Points	Pen	Time	Hit Factor	Stage Pts	Stage %
1	Pons, Hernan Rafael		U	SM	Maj	40	0	16.94	2.3613	40.0000	100.00%
2	STOCKER, Oscar Alfredo		U	SM	Maj	40	0	24.27	1.6481	27.9192	69.80%
3	Guevara, Andrea Mariel		U	SM	Maj	40	0	26.00	1.5385	26.0615	65.15%



### Stage Results - Escopeta Classic

Place	Name	No.	Class	Div	PF	Points	Pen	Time	Hit Factor	Stage Pts	Stage %
1	Celiz, Martin		U	EC	Maj	85	0	58.62	1.4500	85.0000	100.00%

### Stage Results - Open

Place	Name	No.	Class	Div	PF	Points	Pen	Time	Hit Factor	Stage Pts	Stage %
1	Saadi, Fernando		U	O	Maj	0	0	0.00	0.0000	0.0000	0.00%

### Stage Results - PCC

Place	Name	No.	Class	Div	PF	Points	Pen	Time	Hit Factor	Stage Pts	Stage %
1	Paredes, Jose Carlos		U	PCC	Maj	85	0	26.78	3.1895	85.0000	100.00%
2	Mariperisena, Matias		U	PCC	Maj	85	0	31.32	2.7139	72.6788	85.50%
3	DELGADO DIRENCIO, Diego Ricardo		U	PCC	Maj	85	0	34.34	2.4752	66.2871	77.98%
4	Roletto, Nicolas		U	PCC	Maj	85	0	43.80	1.9406	51.9703	61.14%
5	Ferraro, Martin Miguel		U	PCC	Maj	85	0	49.63	1.7127	45.8654	53.96%
6	Monti, Sergio		U	PCC	Maj	30	220	22.70	0.0000	0.0000	0.00%

### Stage Results - Pistola Producción

Place	Name	No.	Class	Div	PF	Points	Pen	Time	Hit Factor	Stage Pts	Stage %
1	Fukuda, Martín		U	PP	Maj	85	0	26.65	3.1895	85.0000	100.00%
2	GRUNBERG, Sebastián Fernando		U	PP	Maj	85	0	27.97	3.0390	80.9886	95.28%
3	Mederos, Diego German		U	PP	Maj	85	0	33.42	2.5434	67.7813	79.74%
4	Villarrubi, Alejandro		Clase	PP	Maj	85	0	34.36	2.4738	65.9269	77.56%
5	TALERICO, Jonathan David		U	PP	Maj	85	0	34.90	2.4355	64.9069	76.36%
6	Alzatto, Luciano		U	PP	Maj	85	0	36.70	2.3161	61.7234	72.62%
7	PEREZ, Gustavo		U	PP	Maj	85	0	38.23	2.2234	59.2532	69.71%
8	Caricato, Leandro Rafael		Clase	PP	Maj	85	0	39.46	2.1541	57.4062	67.54%
9	MUJICA, Ignacio		U	PP	Maj	85	0	39.55	2.1492	57.2756	67.38%
10	SCHAMUN, Leonardo Esteban		U	PP	Maj	85	0	40.86	2.0803	55.4393	65.22%
11	García, Hugo		U	PP	Maj	85	0	48.16	1.7650	47.0359	55.34%
12	ACUÑA, Luis Enrique		U	PP	Maj	85	0	53.20	1.5977	42.5799	50.09%
13	JARA, Graciela Susana		U	PP	Maj	85	0	54.35	1.5639	41.6789	49.03%
14	García, Sebastian		Clase	PP	Maj	85	0	55.62	1.5282	40.7273	47.91%
15	Garber, Diego Martin		Clase	PP	Maj	85	0	59.88	1.4195	37.8298	44.51%
16	Rabasa, Fernando Antonio		Clase	PP	Maj	85	0	87.10	0.9759	26.0075	30.60%
17	ASLAN, Carlos		U	PP	Maj	75	40	52.09	0.6719	17.9065	21.07%

### Stage Results - Pistola Producción Optics

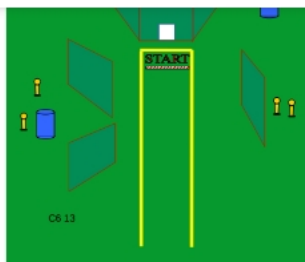
Place	Name	No.	Class	Div	PF	Points	Pen	Time	Hit Factor	Stage Pts	Stage %
1	CANTO, Sebastian		U	PPO	Maj	85	0	20.43	4.1605	85.0000	100.00%
2	Nishimura, Roberto		U	PPO	Maj	85	0	28.19	3.0153	61.6016	72.47%
3	VITON, Camilo Gustavo		U	PPO	Maj	85	0	35.28	2.4093	49.2219	57.91%

### Stage Results - Standard

Place	Name	No.	Class	Div	PF	Points	Pen	Time	Hit Factor	Stage Pts	Stage %
1	Di Iasi, Tomás		U	S	Maj	85	0	29.80	2.8523	85.0000	100.00%
2	ALE, Nasif		U	S	Maj	85	0	30.82	2.7579	82.1869	96.69%
3	Tomaro, Orlando Alberto		U	S	Maj	85	0	58.34	1.4570	43.4179	51.08%
4	Ale, Adrian Sergio		U	S	Maj	85	0	81.72	1.0401	30.9961	36.47%
5	SENRA, Nestor Marcelo		U	S	Maj	0	0	0.00	0.0000	0.0000	0.00%

### Stage Results - Standard Manual

Place	Name	No.	Class	Div	PF	Points	Pen	Time	Hit Factor	Stage Pts	Stage %
1	STOCKER, Oscar Alfredo		U	SM	Maj	85	0	18.61	4.5674	85.0000	100.00%
2	Pons, Hernan Rafael		U	SM	Maj	85	0	29.66	2.8658	53.3328	62.74%
3	Guevara, Andrea Mariel		U	SM	Maj	85	0	48.72	1.7447	32.4682	38.20%



### Stage Results - Escopeta Classic

Place	Name	No.	Class	Div	PF	Points	Pen	Time	Hit Factor	Stage Pts	Stage %
1	Celiz, Martín		U	EC	Maj	65	0	43.68	1.4881	65.0000	100.00%

### Stage Results - Open

Place	Name	No.	Class	Div	PF	Points	Pen	Time	Hit Factor	Stage Pts	Stage %
1	Saadi, Fernando		U	O	Maj	0	0	0.00	0.0000	0.0000	0.00%

### Stage Results - PCC

Place	Name	No.	Class	Div	PF	Points	Pen	Time	Hit Factor	Stage Pts	Stage %
1	DELGADO DIRENCIO, Diego Ricardo		U	PCC	Maj	65	0	16.18	3.4373	65.0000	100.00%
2	Paredes, Jose Carlos		U	PCC	Maj	65	0	16.24	4.0025	64.7599	99.63%
3	Mariperisena, Matias		U	PCC	Maj	65	0	18.80	3.4574	55.9415	86.06%
4	Ferraro, Martín Miguel		U	PCC	Maj	65	0	21.22	3.0631	49.5617	76.25%
5	Monti, Sergio		U	PCC	Maj	65	0	21.63	3.0051	48.6223	74.80%
6	Roletto, Nicolas		U	PCC	Maj	65	0	22.30	2.9148	47.1614	72.56%

### Stage Results - Pistola Producción

Place	Name	No.	Class	Div	PF	Points	Pen	Time	Hit Factor	Stage Pts	Stage %
1	Fukuda, Martín		U	PP	Maj	65	0	18.91	3.4373	65.0000	100.00%
2	GRUNBERG, Sebastián Fernando		U	PP	Maj	65	0	19.55	3.3248	62.8721	96.73%
3	Mederos, Diego German		U	PP	Maj	65	0	23.30	2.7897	52.7532	81.16%
4	TALERICO, Jonathan David		U	PP	Maj	65	0	23.30	2.7897	52.7532	81.16%
5	Villarrubi, Alejandro		Clase	PP	Maj	60	10	18.18	2.7503	52.0077	80.01%
6	ACUÑA, Luis Enrique		U	PP	Maj	65	0	25.82	2.5174	47.6046	73.24%
7	Garcia, Hugo		U	PP	Maj	65	0	26.31	2.4705	46.7180	71.87%
8	PEREZ, Gustavo		U	PP	Maj	65	0	31.06	2.0927	39.5734	60.88%
9	Caricato, Leandro Rafael		Clase	PP	Maj	65	0	32.81	1.9811	37.4627	57.63%
10	MUJICA, Ignacio		U	PP	Maj	65	10	29.12	1.8887	35.7160	54.95%
11	Garcia, Sebastian		Clase	PP	Maj	65	0	37.30	1.7426	32.9531	50.70%
12	Alzatto, Luciano		U	PP	Maj	60	20	23.40	1.7094	32.3248	49.73%
13	Garber, Diego Martin		Clase	PP	Maj	65	0	42.41	1.5327	28.9826	44.59%
14	ASLAN, Carlos		U	PP	Maj	65	0	48.03	1.3533	25.5913	39.37%
15	SCHAMUN, Leonardo Esteban		U	PP	Maj	65	10	42.83	1.2841	24.2832	37.36%
16	JARA, Graciela Susana		U	PP	Maj	65	0	72.33	0.8987	16.9936	26.14%
17	Rabasa, Fernando Antonio		Clase	PP	Maj	55	20	93.73	0.3734	7.0612	10.86%

### Stage Results - Pistola Producción Optics

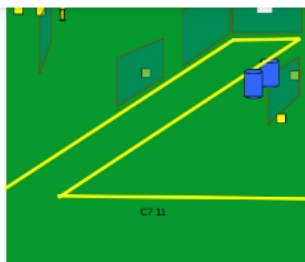
Place	Name	No.	Class	Div	PF	Points	Pen	Time	Hit Factor	Stage Pts	Stage %
1	CANTO, Sebastian		U	PPO	Maj	65	0	12.50	5.2000	65.0000	100.00%
2	Nishimura, Roberto		U	PPO	Maj	65	0	14.72	4.4158	55.1970	84.92%
3	VITON, Camilo Gustavo		U	PPO	Maj	65	0	20.78	3.1280	39.1001	60.15%

### Stage Results - Standard

Place	Name	No.	Class	Div	PF	Points	Pen	Time	Hit Factor	Stage Pts	Stage %
1	ALE, Nasif		U	S	Maj	65	0	16.49	3.9418	65.0000	100.00%
2	Di Iasi, Tomás		U	S	Maj	65	0	16.78	3.8737	63.8766	98.27%
3	Ale, Adrian Sergio		U	S	Maj	65	0	31.19	2.0840	34.3652	52.87%
4	Tomaro, Orlando Alberto		U	S	Maj	65	0	42.22	1.5396	25.3873	39.06%
5	SENRA, Nestor Marcelo		U	S	Maj	0	0	0.00	0.0000	0.0000	0.00%

### Stage Results - Standard Manual

Place	Name	No.	Class	Div	PF	Points	Pen	Time	Hit Factor	Stage Pts	Stage %
1	Pons, Hernan Rafael		U	SM	Maj	65	0	17.90	3.6313	65.0000	100.00%
2	STOCKER, Oscar Alfredo		U	SM	Maj	65	0	19.62	3.3129	59.3017	91.23%
3	Guevara, Andrea Mariel		U	SM	Maj	65	0	21.88	2.9707	53.1764	81.81%



### Stage Results - Escopeta Classic

Place	Name	No.	Class	Div	PF	Points	Pen	Time	Hit Factor	Stage Pts	Stage %
1	Celiz, Martin		U	EC	Maj	55	0	43.05	1.2776	65.0000	100.00%

### Stage Results - Open

Place	Name	No.	Class	Div	PF	Points	Pen	Time	Hit Factor	Stage Pts	Stage %
1	Saadi, Fernando		U	O	Maj	0	0	0.00	0.0000	0.0000	0.00%

### Stage Results - PCC

Place	Name	No.	Class	Div	PF	Points	Pen	Time	Hit Factor	Stage Pts	Stage %
1	DELGADO DIRENCIO, Diego Ricardo		U	PCC	Maj	65	0	13.00	5.0000	65.0000	100.00%
2	Paredes, Jose Carlos		U	PCC	Maj	65	0	13.69	4.7480	61.7239	94.96%
3	Roletto, Nicolas		U	PCC	Maj	65	0	18.81	3.4556	44.9229	69.11%
4	Monti, Sergio		U	PCC	Maj	65	0	20.96	3.1011	40.3149	62.02%
5	Ferraro, Martin Miguel		U	PCC	Maj	65	0	26.39	2.4631	32.0197	49.26%
6	Mariperisena, Matias		U	PCC	Maj	25	130	10.75	0.0000	0.0000	0.00%

### Stage Results - Pistola Producción

Place	Name	No.	Class	Div	PF	Points	Pen	Time	Hit Factor	Stage Pts	Stage %
1	Fukuda, Martín		U	PP	Maj	65	0	15.22	4.2707	65.0000	100.00%
2	GRUNBERG, Sebastián Fernando		U	PP	Maj	64	0	15.87	4.0328	61.3787	94.43%
3	Villarrubi, Alejandro		Clase	PP	Maj	65	0	16.75	3.8806	59.0627	90.87%
4	TALERICO, Jonathan David		U	PP	Maj	60	0	16.17	3.7106	56.4750	86.88%
5	ACUÑA, Luis Enrique		U	PP	Maj	65	0	18.46	3.5211	53.5915	82.45%
6	Garcia, Sebastian		Clase	PP	Maj	64	0	18.28	3.5011	53.2867	81.98%
7	Garber, Diego Martin		Clase	PP	Maj	59	0	18.31	3.2223	49.0431	75.45%
8	Mederos, Diego German		U	PP	Maj	59	0	19.30	3.0570	46.5275	71.58%
9	PEREZ, Gustavo		U	PP	Maj	57	0	19.33	2.9488	44.8805	69.05%
10	Alzatto, Luciano		U	PP	Maj	55	0	19.62	2.8033	42.6656	65.64%
11	Caricato, Leandro Rafael		Clase	PP	Maj	64	0	22.99	2.7838	42.3697	65.18%
12	SCHAMUN, Leonardo Esteban		U	PP	Maj	64	0	24.43	2.6197	39.8723	61.34%
13	Garcia, Hugo		U	PP	Maj	65	0	26.27	2.4743	37.6589	57.94%
14	ASLAN, Carlos		U	PP	Maj	65	0	27.48	2.3654	36.0007	55.39%
15	MUJICA, Ignacio		U	PP	Maj	65	0	29.28	2.2199	33.7876	51.98%
16	JARA, Graciela Susana		U	PP	Maj	60	0	33.39	1.7969	27.3495	42.08%
17	Rabasa, Fernando Antonio		Clase	PP	Maj	61	0	65.39	0.9329	14.1982	21.84%

### Stage Results - Pistola Producción Optics

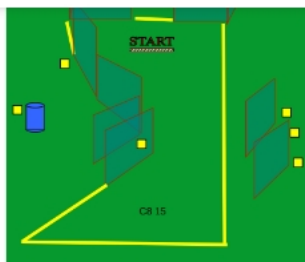
Place	Name	No.	Class	Div	PF	Points	Pen	Time	Hit Factor	Stage Pts	Stage %
1	CANTO, Sebastian		U	PPO	Maj	65	0	13.36	4.8653	65.0000	100.00%
2	Nishimura, Roberto		U	PPO	Maj	65	0	15.95	4.0752	54.4451	83.76%
3	VITON, Camilo Gustavo		U	PPO	Maj	65	0	17.99	3.6131	48.2713	74.26%

### Stage Results - Standard

Place	Name	No.	Class	Div	PF	Points	Pen	Time	Hit Factor	Stage Pts	Stage %
1	ALE, Nasif		U	S	Maj	55	0	15.27	3.6018	65.0000	100.00%
2	Di Iasi, Tomás		U	S	Maj	55	0	15.65	3.5144	63.4217	97.57%
3	Ale, Adrian Sergio		U	S	Maj	55	0	16.57	3.3193	59.9004	92.15%
4	Tomaro, Orlando Alberto		U	S	Maj	50	10	23.27	1.7190	31.0208	47.72%
5	SENRA, Nestor Marcelo		U	S	Maj	0	0	0.00	0.0000	0.0000	0.00%

### Stage Results - Standard Manual

Place	Name	No.	Class	Div	PF	Points	Pen	Time	Hit Factor	Stage Pts	Stage %
1	STOCKER, Oscar Alfredo		U	SM	Maj	55	0	15.41	3.5691	65.0000	100.00%
2	Pons, Hernan Rafael		U	SM	Maj	50	10	15.16	2.6385	48.0523	73.93%
3	Guevara, Andrea Mariel		U	SM	Maj	55	0	23.05	2.3861	43.4555	66.85%



### Stage Results - Escopeta Classic

Place	Name	No.	Class	Div	PF	Points	Pen	Time	Hit Factor	Stage Pts	Stage %
1	Celiz, Martín		U	EC	Maj	75	0	51.55	1.4549	75.0000	100.00%

### Stage Results - Open

Place	Name	No.	Class	Div	PF	Points	Pen	Time	Hit Factor	Stage Pts	Stage %
1	Saadi, Fernando		U	O	Maj	0	0	0.00	0.0000	0.0000	0.00%

### Stage Results - PCC

Place	Name	No.	Class	Div	PF	Points	Pen	Time	Hit Factor	Stage Pts	Stage %
1	Mariperisena, Matias		U	PCC	Maj	75	0	20.01	3.7481	75.0000	100.00%
2	DELGADO DIRENCIO, Diego Ricardo		U	PCC	Maj	75	0	21.13	3.5495	71.0246	94.70%
3	Paredes, Jose Carlos		U	PCC	Maj	75	0	23.28	3.2216	64.4652	85.95%
4	Ferraro, Martín Miguel		U	PCC	Maj	75	0	23.52	3.1888	63.8074	85.08%
5	Monti, Sergio		U	PCC	Maj	75	0	25.26	2.9691	59.4121	79.22%
6	Roletto, Nicolas		U	PCC	Maj	75	0	26.81	2.7975	55.9772	74.64%

### Stage Results - Pistola Producción

Place	Name	No.	Class	Div	PF	Points	Pen	Time	Hit Factor	Stage Pts	Stage %
1	Fukuda, Martín		U	PP	Maj	75	0	18.20	4.1209	75.0000	100.00%
2	GRUNBERG, Sebastián Fernando		U	PP	Maj	75	0	21.35	3.5129	63.9344	85.25%
3	TALERICO, Jonathan David		U	PP	Maj	75	0	22.52	3.3304	60.6128	80.82%
4	Caricato, Leandro Rafael		Clase	PP	Maj	75	0	22.81	3.2880	59.8422	79.79%
5	Garber, Diego Martin		Clase	PP	Maj	75	0	23.84	3.1460	57.2567	76.34%
6	Villarrubi, Alejandro		Clase	PP	Maj	75	0	24.34	3.0813	56.0805	74.77%
7	MUJICA, Ignacio		U	PP	Maj	75	0	24.99	3.0012	54.6218	72.83%
8	ACUÑA, Luis Enrique		U	PP	Maj	75	0	26.08	2.8758	52.3390	69.79%
9	Mederos, Diego German		U	PP	Maj	75	0	30.01	2.4992	45.4848	60.65%
10	JARA, Graciela Susana		U	PP	Maj	75	0	32.30	2.3220	42.2601	56.35%
11	PEREZ, Gustavo		U	PP	Maj	75	0	33.55	2.2355	40.6855	54.25%
12	Alzatto, Luciano		U	PP	Maj	75	0	37.94	1.9768	35.9779	47.97%
13	García, Hugo		U	PP	Maj	75	0	41.71	1.7981	32.7260	43.63%
14	García, Sebastian		Clase	PP	Maj	75	0	46.37	1.6174	29.4371	39.25%
15	SCHAMUN, Leonardo Esteban		U	PP	Maj	75	0	57.22	1.3107	23.8553	31.81%
16	ASLAN, Carlos		U	PP	Maj	70	10	57.69	1.0400	18.9288	25.24%
17	Rabasa, Fernando Antonio		Clase	PP	Maj	75	0	88.87	0.8439	15.3595	20.48%

### Stage Results - Pistola Producción Optics

Place	Name	No.	Class	Div	PF	Points	Pen	Time	Hit Factor	Stage Pts	Stage %
1	CANTO, Sebastian		U	PPO	Maj	75	0	15.65	4.7923	75.0000	100.00%
2	Nishimura, Roberto		U	PPO	Maj	75	0	21.38	3.5080	54.8994	73.20%
3	VITON, Camilo Gustavo		U	PPO	Maj	75	0	27.36	2.7412	42.9002	57.20%

### Stage Results - Standard

Place	Name	No.	Class	Div	PF	Points	Pen	Time	Hit Factor	Stage Pts	Stage %
1	ALE, Nasif		U	S	Maj	75	0	21.62	3.4690	75.0000	100.00%
2	Di Iasi, Tomás		U	S	Maj	70	10	23.00	2.6087	56.4000	75.20%
3	Tomaro, Orlando Alberto		U	S	Maj	75	0	30.27	2.4777	53.5679	71.42%
4	Ale, Adrian Sergio		U	S	Maj	75	0	39.32	1.9074	41.2386	54.98%
5	SENRA, Nestor Marcelo		U	S	Maj	0	0	0.00	0.0000	0.0000	0.00%

### Stage Results - Standard Manual

Place	Name	No.	Class	Div	PF	Points	Pen	Time	Hit Factor	Stage Pts	Stage %
1	Pons, Hernan Rafael		U	SM	Maj	75	0	19.18	3.9103	75.0000	100.00%
2	STOCKER, Oscar Alfredo		U	SM	Maj	75	0	22.70	3.3040	63.3700	84.49%
3	Guevara, Andrea Mariel		U	SM	Maj	75	0	52.56	1.4269	27.3687	36.49%