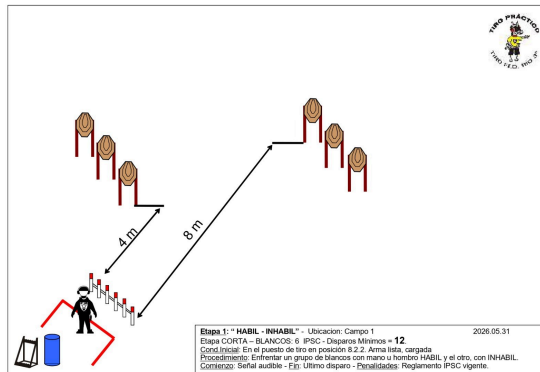


# 1° Fecha Pistola/PCC 2026 - Hábil - Inabil - 2026-05-30



## Stage Results - Classic

Place	Name	No.	Class	Div	PF	Points	Pen	Time	Hit Factor	Stage Pts	Stage %
1	POMPOLO, Fernando		U	C	Maj	51	0	11.43	4.4619	60.0000	100.00%
2	Garcia, RICARDO		U	C	Maj	58	0	14.12	4.1076	55.2358	92.06%
3	Morgui, Jordan		U	C	Maj	55	0	15.78	3.4854	46.8687	78.11%
4	ALBAGLI, Eduardo		U	C	Min	52	0	19.14	2.7168	36.5333	60.89%
5	Calderon, Francisco		U	C	Maj	56	0	22.80	2.4561	33.0279	55.05%

## Stage Results - Optics

Place	Name	No.	Class	Div	PF	Points	Pen	Time	Hit Factor	Stage Pts	Stage %
1	Durquet, Agustin		U	O	Min	56	0	12.60	4.4444	60.0000	100.00%
2	DOMINGUEZ, Cesar		U	O	Min	58	0	13.28	4.3675	58.9608	98.27%
3	ALVAREZ, Federico		U	O	Min	54	0	21.06	2.5641	34.6154	57.69%
4	Lopez Vernengo, Eduardo		U	O	Min	54	0	48.00	1.1250	15.1875	25.31%
5	MARINELLI, Ignacio		U	O	Min	48	40	36.82	0.2173	2.9332	4.89%
6	BUSSO, Matias		U	O	Min	0	0	0.00	0.0000	0.0000	0.00%

## Stage Results - PCC Optics

Place	Name	No.	Class	Div	PF	Points	Pen	Time	Hit Factor	Stage Pts	Stage %
1	Carrizo, GUILLERMO		U	PCCO	Min	48	0	5.84	8.2192	60.0000	100.00%
2	Monguillot, Sergio		U	PCCO	Min	56	0	9.03	6.2016	45.2713	75.45%
3	ARIJA, Rodrigo		U	PCCO	Min	54	0	8.82	6.1224	44.6939	74.49%
4	Litrenta, Javier		U	PCCO	Min	42	0	9.53	4.4071	32.1721	53.62%
5	Fernandez, MARCOS		U	PCCO	Min	56	0	13.84	4.0462	29.5376	49.23%
6	Tissera, Hugo		U	PCCO	Min	54	0	13.56	3.9823	29.0708	48.45%

## Stage Results - Production

Place	Name	No.	Class	Div	PF	Points	Pen	Time	Hit Factor	Stage Pts	Stage %
1	Sansot, David		U	P	Min	54	0	8.97	6.0201	60.0000	100.00%
2	GIODA, Nestor		U	P	Min	52	0	9.50	5.4737	54.5544	90.92%
3	Ferragutti, Sebastian		U	P	Min	50	0	10.75	4.6512	46.3566	77.26%
4	Luque, Luis		U	P	Min	50	0	11.16	4.4803	44.6535	74.42%
5	Bagnasco, Emmanuel		U	P	Min	46	0	10.38	4.4316	44.1683	73.61%
6	Gerez, Luis		U	P	Min	52	0	12.20	4.2623	42.4809	70.80%
7	Martin, Juan Manuel		U	P	Min	48	0	11.45	4.1921	41.7817	69.64%
8	BULOVACICH, Adrian		U	P	Min	54	0	12.93	4.1763	41.6241	69.37%
9	LEONELLI, Ivan		U	P	Min	50	0	12.48	4.0064	39.9306	66.55%
10	Arcuri, Emilio Vicente		U	P	Min	58	0	14.50	4.0000	39.8667	66.44%
11	CAPORALI, Ruben Alejandro		U	P	Min	52	0	13.32	3.9039	38.9089	64.85%
12	Bernardi, Irupe		U	P	Min	54	0	13.93	3.8765	38.6360	64.39%
13	MARTINEZ ALVAREZ, Pablo		U	P	Min	56	0	15.67	3.5737	35.6180	59.36%

14	ARLETTAZ, Emiliano	U	P	Min	46	0	12.91	3.5631	35.5125	59.19%
15	PERRICONE, Lucas	U	P	Min	48	0	13.83	3.4707	34.5915	57.65%
16	Benavento, Hernan Francisco	U	P	Min	51	10	12.11	3.3856	33.7435	56.24%
17	GATHER, German	U	P	Min	52	0	15.64	3.3248	33.1373	55.23%
18	CEBALLOS, Gaston	U	P	Min	46	0	14.07	3.2694	32.5847	54.31%
19	Armando, Adrian Francisco	U	P	Min	41	10	10.18	3.0452	30.3504	50.58%
20	Gutierrez, Facundo	U	P	Min	54	0	18.01	2.9983	29.8834	49.81%
21	QUEVEDO, Gustavo	U	P	Min	48	0	17.39	2.7602	27.5101	45.85%
22	Garcia, Jose Luis	U	P	Min	54	0	19.96	2.7054	26.9639	44.94%
23	FELLAY, Nicolas	U	P	Min	56	0	22.20	2.5225	25.1411	41.90%
24	MONTES, Alberto	U	P	Min	42	0	16.74	2.5090	25.0060	41.68%
25	Sans, Jorge	U	P	Min	50	0	20.54	2.4343	24.2616	40.44%
26	RODRIGUEZ, Juan Manuel	U	P	Min	46	0	19.27	2.3871	23.7917	39.65%
27	BETTOLLI, Agustin	U	P	Min	52	0	25.25	2.0594	20.5254	34.21%
28	HEREDIA, Claudio	U	P	Min	56	0	32.01	1.7495	17.4362	29.06%
29	Figueroa, Jose	U	P	Min	52	0	30.52	1.7038	16.9812	28.30%
30	Morgui, Joaquin	U	P	Min	0	0	0.00	0.0000	0.0000	0.00%
31	PAGLIETA, Franco	U	P	Min	0	0	0.00	0.0000	0.0000	0.00%

### Stage Results - Production Optics

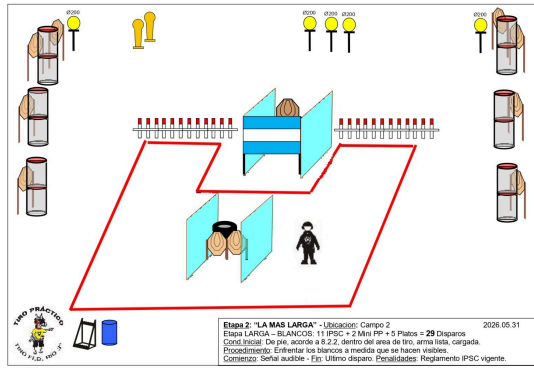
Place	Name	No.	Class	Div	PF	Points	Pen	Time	Hit Factor	Stage Pts	Stage %
1	Guemes, Marcos		U	PO	Min	56	0	10.56	5.3030	60.0000	100.00%
2	Internicola, Emiliano		U	PO	Min	58	0	12.45	4.6586	52.7091	87.85%
3	QUIROGA, Facundo		U	PO	Min	52	0	15.90	3.2704	37.0027	61.67%
4	Gadara, Juan Pablo		U	PO	Min	56	0	20.42	2.7424	31.0284	51.71%
5	Martinez Simonetta, DIEGO		U	PO	Min	52	0	23.07	2.2540	25.5025	42.50%
6	Perez, Jorge		U	PO	Min	46	0	22.11	2.0805	23.5394	39.23%

### Stage Results - Standard

Place	Name	No.	Class	Div	PF	Points	Pen	Time	Hit Factor	Stage Pts	Stage %
1	ECHEGARAY, Jose		U	S	Maj	59	0	14.23	4.1462	60.0000	100.00%

Generated by PractiScore for Android (1.7.36 Redmi) at 2026-06-01 13:13 -0300

# 1° Fecha Pistola/PCC 2026 - La Más Larga - 2026-05-30



## Stage Results - Classic

Place	Name	No.	Class	Div	PF	Points	Pen	Time	Hit Factor	Stage Pts	Stage %
1	POMPOLO, Fernando		U	C	Maj	140	0	35.41	3.9537	145.0000	100.00%
2	Garcia, RICARDO		U	C	Maj	131	0	39.12	3.3487	122.8113	84.70%
3	ALBAGLI, Eduardo		U	C	Min	141	0	52.92	2.6644	97.7159	67.39%
4	Morgui, Jordan		U	C	Maj	132	10	46.19	2.6413	96.8674	66.81%
5	Calderon, Francisco		U	C	Maj	117	30	51.86	1.6776	61.5251	42.43%

## Stage Results - Optics

Place	Name	No.	Class	Div	PF	Points	Pen	Time	Hit Factor	Stage Pts	Stage %
1	DOMINGUEZ, Cesar		U	O	Min	135	0	42.05	3.2105	145.0000	100.00%
2	MARINELLI, Ignacio		U	O	Min	131	0	43.69	2.9984	135.4221	93.39%
3	Lopez Vernengo, Eduardo		U	O	Min	133	0	45.75	2.9071	131.2988	90.55%
4	Durquet, Agustin		U	O	Min	129	30	42.01	2.3566	106.4346	73.40%
5	ALVAREZ, Federico		U	O	Min	130	10	59.37	2.0212	91.2882	62.96%
6	BUSSO, Matias		U	O	Min	0	0	0.00	0.0000	0.0000	0.00%

## Stage Results - PCC Optics

Place	Name	No.	Class	Div	PF	Points	Pen	Time	Hit Factor	Stage Pts	Stage %
1	Carrizo, GUILLERMO		U	PCCO	Min	135	0	32.42	4.1641	145.0000	100.00%
2	ARIJA, Rodrigo		U	PCCO	Min	135	0	33.90	3.9823	138.6696	95.63%
3	Monguillot, Sergio		U	PCCO	Min	128	10	36.41	3.2409	112.8518	77.83%
4	Fernandez, MARCOS		U	PCCO	Min	141	0	44.38	3.1771	110.6316	76.30%
5	Litrenta, Javier		U	PCCO	Min	127	0	43.57	2.9148	101.4994	70.00%
6	Tissera, Hugo		U	PCCO	Min	130	10	72.38	1.6579	57.7311	39.81%

## Stage Results - Production

Place	Name	No.	Class	Div	PF	Points	Pen	Time	Hit Factor	Stage Pts	Stage %
1	PERRICONE, Lucas		U	P	Min	141	0	24.86	5.6718	145.0000	100.00%
2	ARLETTAZ, Emiliano		U	P	Min	143	0	31.42	4.5512	116.3536	80.24%
3	Sansot, David		U	P	Min	129	0	28.37	4.5471	116.2466	80.17%
4	Martin, Juan Manuel		U	P	Min	128	10	28.48	4.1433	105.9234	73.05%
5	LEONELLI, Ivan		U	P	Min	126	10	28.36	4.0903	104.5687	72.12%
6	GIODA, Nestor		U	P	Min	134	10	30.90	4.0129	102.5919	70.75%
7	Gerez, Luis		U	P	Min	137	0	34.20	4.0058	102.4105	70.63%
8	CAPORALI, Ruben Alejandro		U	P	Min	116	10	27.59	3.8420	98.2210	67.74%
9	GATHER, German		U	P	Min	141	0	37.33	3.7771	96.5631	66.60%
10	MARTINEZ ALVAREZ, Pablo		U	P	Min	135	0	35.93	3.7573	96.0565	66.25%
11	RODRIGUEZ, Juan Manuel		U	P	Min	137	0	36.63	3.7401	95.6167	65.94%
12	Bernardi, Irupe		U	P	Min	134	10	34.25	3.6204	92.5574	63.83%
13	Luque, Luis		U	P	Min	141	0	39.26	3.5914	91.8161	63.32%
14	CEBALLOS, Gaston		U	P	Min	137	0	39.53	3.4657	88.6020	61.10%

15	Ferragutti, Sebastian	U	P	Min	120	10	32.05	3.4321	87.7434	60.51%
16	Figueroa, Jose	U	P	Min	141	0	43.39	3.2496	83.0767	57.29%
17	Benavento, Hernan Francisco	U	P	Min	137	0	42.48	3.2250	82.4491	56.86%
18	Gutierrez, Facundo	U	P	Min	137	0	46.42	2.9513	75.4511	52.04%
19	BULOVACICH, Adrian	U	P	Min	121	0	41.56	2.9115	74.4320	51.33%
20	Bagnasco, Emmanuel	U	P	Min	128	40	30.76	2.8609	73.1386	50.44%
21	FELLAY, Nicolas	U	P	Min	133	0	51.76	2.5696	65.6912	45.30%
22	Armando, Adrian Francisco	U	P	Min	131	0	51.61	2.5383	64.8914	44.75%
23	MONTES, Alberto	U	P	Min	128	10	47.63	2.4774	63.3361	43.68%
24	Sans, Jorge	U	P	Min	126	10	47.67	2.4334	62.2104	42.90%
25	Arcuri, Emilio Vicente	U	P	Min	125	0	53.82	2.3226	59.3767	40.95%
26	BETTOLLI, Agustin	U	P	Min	127	0	55.00	2.3091	59.0325	40.71%
27	QUEVEDO, Gustavo	U	P	Min	108	30	40.24	1.9384	49.5549	34.18%
28	HEREDIA, Claudio	U	P	Min	118	30	54.88	1.6035	40.9938	28.27%
29	Morgui, Joaquin	U	P	Min	0	0	0.00	0.0000	0.0000	0.00%
30	PAGLIETA, Franco	U	P	Min	0	0	0.00	0.0000	0.0000	0.00%
31	Garcia, Jose Luis	U	P	Min	28	350	23.16	0.0000	0.0000	0.00%


### Stage Results - Production Optics

Place	Name	No.	Class	Div	PF	Points	Pen	Time	Hit Factor	Stage Pts	Stage %
1	Guemes, Marcos		U	PO	Min	135	0	28.55	4.7285	145.0000	100.00%
2	QUIROGA, Facundo		U	PO	Min	139	0	34.21	4.0631	124.5954	85.93%
3	Internicola, Emiliano		U	PO	Min	130	10	37.18	3.2275	98.9720	68.26%
4	Martinez Simonetta, DIEGO		U	PO	Min	121	30	36.27	2.5090	76.9368	53.06%
5	Gadara, Juan Pablo		U	PO	Min	125	0	63.59	1.9657	60.2784	41.57%
6	Perez, Jorge		U	PO	Min	125	0	66.60	1.8769	57.5541	39.69%

### Stage Results - Standard

Place	Name	No.	Class	Div	PF	Points	Pen	Time	Hit Factor	Stage Pts	Stage %
1	ECHEGARAY, Jose		U	S	Maj	142	0	41.53	3.4192	145.0000	100.00%

# 1° Fecha Pistola/PCC 2026 - Columpio - 2026-05-30



## Stage Results - Classic

Place	Name	No.	Class	Div	PF	Points	Pen	Time	Hit Factor	Stage Pts	Stage %
1	Garcia, RICARDO		U	C	Maj	42	0	10.60	3.9623	45.0000	100.00%
2	ALBAGLI, Eduardo		U	C	Min	33	0	12.33	2.6764	30.3962	67.55%
3	POMPOLO, Fernando		U	C	Maj	39	0	14.62	2.6676	30.2961	67.32%
4	Morgui, Jordan		U	C	Maj	44	0	17.94	2.4526	27.8548	61.90%
5	Calderon, Francisco		U	C	Maj	32	0	19.53	1.6385	18.6087	41.35%

## Stage Results - Optics

Place	Name	No.	Class	Div	PF	Points	Pen	Time	Hit Factor	Stage Pts	Stage %
1	DOMINGUEZ, Cesar		U	O	Min	43	0	9.39	4.5793	45.0000	100.00%
2	Durquet, Agustin		U	O	Min	41	0	14.37	2.8532	28.0373	62.31%
3	MARINELLI, Ignacio		U	O	Min	31	0	10.92	2.8388	27.8964	61.99%
4	Lopez Vernengo, Eduardo		U	O	Min	37	0	13.96	2.6504	26.0451	57.88%
5	ALVAREZ, Federico		U	O	Min	33	0	13.17	2.5057	24.6228	54.72%
6	BUSSO, Matias		U	O	Min	0	0	0.00	0.0000	0.0000	0.00%

## Stage Results - PCC Optics

Place	Name	No.	Class	Div	PF	Points	Pen	Time	Hit Factor	Stage Pts	Stage %
1	Carrizo, GUILLERMO		U	PCCO	Min	35	0	7.83	4.4700	45.0000	100.00%
2	Fernandez, MARCOS		U	PCCO	Min	41	0	15.83	2.5900	26.0741	57.94%
3	Tissera, Hugo		U	PCCO	Min	31	0	12.21	2.5389	25.5595	56.80%
4	ARIJA, Rodrigo		U	PCCO	Min	37	0	15.02	2.4634	24.7992	55.11%
5	Monguillot, Sergio		U	PCCO	Min	25	0	12.45	2.0080	20.2151	44.92%
6	Litrenta, Javier		U	PCCO	Min	0	0	0.00	0.0000	0.0000	0.00%

## Stage Results - Production

Place	Name	No.	Class	Div	PF	Points	Pen	Time	Hit Factor	Stage Pts	Stage %
1	Sansot, David		U	P	Min	41	0	7.24	5.6630	45.0000	100.00%
2	LEONELLI, Ivan		U	P	Min	31	0	7.19	4.3115	34.2610	76.14%
3	Armando, Adrian Francisco		U	P	Min	39	0	9.14	4.2670	33.9067	75.35%
4	Figueroa, Jose		U	P	Min	43	0	10.61	4.0528	32.2048	71.57%
5	Ferragutti, Sebastian		U	P	Min	37	0	9.28	3.9871	31.6826	70.41%
6	GATHER, German		U	P	Min	43	0	10.87	3.9558	31.4345	69.85%
7	GIODA, Nestor		U	P	Min	31	0	7.97	3.8896	30.9080	68.68%
8	CAPORALI, Ruben Alejandro		U	P	Min	37	0	9.93	3.7261	29.6087	65.80%
9	BULOVACICH, Adrian		U	P	Min	35	0	9.59	3.6496	29.0012	64.45%
10	PERRICONE, Lucas		U	P	Min	29	0	8.94	3.2438	25.7767	57.28%
11	Luque, Luis		U	P	Min	37	0	12.03	3.0756	24.4401	54.31%
12	Bagnasco, Emmanuel		U	P	Min	35	0	11.42	3.0648	24.3539	54.12%
13	RODRIGUEZ, Juan Manuel		U	P	Min	35	0	11.57	3.0251	24.0382	53.42%

14	Arcuri, Emilio Vicente	U	P	Min	31	0	10.44	2.9693	23.5955	52.43%
15	CEBALLOS, Gaston	U	P	Min	33	0	11.31	2.9178	23.1856	51.52%
16	Gerez, Luis	U	P	Min	37	0	12.86	2.8771	22.8627	50.81%
17	ARLETTAZ, Emiliano	U	P	Min	35	0	12.22	2.8642	22.7596	50.58%
18	Martin, Juan Manuel	U	P	Min	31	0	10.98	2.8233	22.4350	49.86%
19	MARTINEZ ALVAREZ, Pablo	U	P	Min	39	0	13.82	2.8220	22.4246	49.83%
20	Gutierrez, Facundo	U	P	Min	31	0	13.01	2.3828	18.9344	42.08%
21	HEREDIA, Claudio	U	P	Min	39	0	16.48	2.3665	18.8051	41.79%
22	Bernardi, Irupe	U	P	Min	36	10	11.38	2.2847	18.1551	40.34%
23	MONTES, Alberto	U	P	Min	33	0	14.53	2.2712	18.0474	40.11%
24	Benavento, Hernan Francisco	U	P	Min	37	0	16.43	2.2520	17.8950	39.77%
25	Sans, Jorge	U	P	Min	39	0	20.84	1.8714	14.8708	33.05%
26	FELLAY, Nicolas	U	P	Min	35	0	21.09	1.6596	13.1874	29.31%
27	BETTOLLI, Agustin	U	P	Min	34	10	15.36	1.5625	12.4162	27.59%
28	Garcia, Jose Luis	U	P	Min	25	0	18.89	1.3235	10.5166	23.37%
29	QUEVEDO, Gustavo	U	P	Min	21	20	14.37	0.0696	0.5530	1.23%
30	Morgui, Joaquin	U	P	Min	0	0	0.00	0.0000	0.0000	0.00%
31	PAGLIETA, Franco	U	P	Min	0	0	0.00	0.0000	0.0000	0.00%

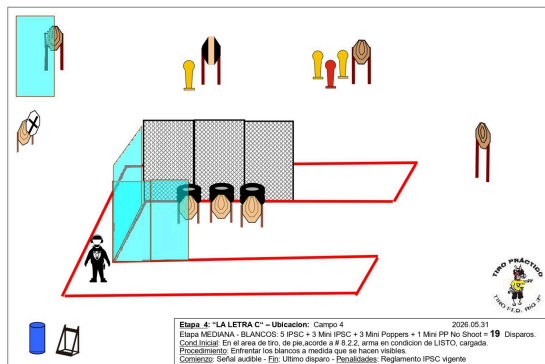
### Stage Results - Production Optics

Place	Name	No.	Class	Div	PF	Points	Pen	Time	Hit Factor	Stage Pts	Stage %
1	Guemes, Marcos		U	PO	Min	43	0	7.88	5.4569	45.0000	100.00%
2	Internicola, Emiliano		U	PO	Min	39	0	8.88	4.3919	36.2178	80.48%
3	Gadara, Juan Pablo		U	PO	Min	35	0	10.05	3.4826	28.7192	63.82%
4	QUIROGA, Facundo		U	PO	Min	41	0	12.81	3.2006	26.3940	58.65%
5	Perez, Jorge		U	PO	Min	35	0	16.92	2.0686	17.0584	37.91%
6	Martinez Simonetta, DIEGO		U	PO	Min	24	10	8.89	1.5748	12.9866	28.86%

### Stage Results - Standard

Place	Name	No.	Class	Div	PF	Points	Pen	Time	Hit Factor	Stage Pts	Stage %
1	ECHEGARAY, Jose		U	S	Maj	42	0	9.45	4.4444	45.0000	100.00%

# 1° Fecha Pistola/PCC 2026 - La Letra C - 2026-05-30



## Stage Results - Classic

Place	Name	No.	Class	Div	PF	Points	Pen	Time	Hit Factor	Stage Pts	Stage %
1	POMPOLO, Fernando		U	C	Maj	92	0	22.10	4.1629	95.0000	100.00%
2	Morgui, Jordan		U	C	Maj	90	0	22.17	4.0595	92.6413	97.52%
3	Calderon, Francisco		U	C	Maj	88	0	21.70	4.0553	92.5446	97.42%
4	Garcia, RICARDO		U	C	Maj	81	20	24.38	2.5021	57.0984	60.10%
5	ALBAGLI, Eduardo		U	C	Min	75	20	30.38	1.8104	41.3145	43.49%

## Stage Results - Optics

Place	Name	No.	Class	Div	PF	Points	Pen	Time	Hit Factor	Stage Pts	Stage %
1	DOMINGUEZ, Cesar		U	O	Min	84	10	18.69	3.9593	95.0000	100.00%
2	Durquet, Agustin		U	O	Min	87	0	22.48	3.8701	92.8590	97.75%
3	MARINELLI, Ignacio		U	O	Min	84	10	27.46	2.6948	64.6595	68.06%
4	Lopez Vernengo, Eduardo		U	O	Min	89	0	36.19	2.4592	59.0069	62.11%
5	ALVAREZ, Federico		U	O	Min	79	0	43.09	1.8334	43.9898	46.31%
6	BUSSO, Matias		U	O	Min	0	0	0.00	0.0000	0.0000	0.00%

## Stage Results - PCC Optics

Place	Name	No.	Class	Div	PF	Points	Pen	Time	Hit Factor	Stage Pts	Stage %
1	Carrizo, GUILLERMO		U	PCCO	Min	91	0	18.04	5.0443	95.0000	100.00%
2	ARIJA, Rodrigo		U	PCCO	Min	89	0	21.14	4.2100	79.2873	83.46%
3	Monguillot, Sergio		U	PCCO	Min	85	0	20.38	4.1708	78.5477	82.68%
4	Litrenta, Javier		U	PCCO	Min	87	0	20.98	4.1468	78.0967	82.21%
5	Fernandez, MARCOS		U	PCCO	Min	83	0	22.34	3.7153	69.9703	73.65%
6	Tissera, Hugo		U	PCCO	Min	83	0	22.49	3.6905	69.5036	73.16%

## Stage Results - Production

Place	Name	No.	Class	Div	PF	Points	Pen	Time	Hit Factor	Stage Pts	Stage %
1	Sansot, David		U	P	Min	87	0	16.71	5.2065	95.0000	100.00%
2	LEONELLI, Ivan		U	P	Min	85	0	18.90	4.4974	82.0612	86.38%
3	PERRICONE, Lucas		U	P	Min	85	0	18.93	4.4902	81.9312	86.24%
4	CAPORALI, Ruben Alejandro		U	P	Min	81	0	18.38	4.4070	80.4119	84.64%
5	GATHER, German		U	P	Min	93	0	22.43	4.1462	75.6544	79.64%
6	BULOVACICH, Adrian		U	P	Min	89	0	22.41	3.9714	72.4651	76.28%
7	MARTINEZ ALVAREZ, Pablo		U	P	Min	91	0	23.84	3.8171	69.6492	73.31%
8	GIODA, Nestor		U	P	Min	82	10	18.97	3.7955	69.2542	72.90%
9	Ferragutti, Sebastian		U	P	Min	84	10	21.93	3.3744	61.5707	64.81%
10	ARLETTAZ, Emiliano		U	P	Min	82	10	21.55	3.3411	60.9630	64.17%
11	Martin, Juan Manuel		U	P	Min	80	10	21.52	3.2528	59.3522	62.48%
12	Gerez, Luis		U	P	Min	86	10	23.51	3.2327	58.9850	62.09%
13	Arcuri, Emilio Vicente		U	P	Min	84	10	23.12	3.2007	58.4016	61.48%

14	Luque, Luis	U	P	Min	89	0	27.83	3.1980	58.3522	61.42%
15	Bernardi, Irupe	U	P	Min	89	10	25.17	3.1387	57.2697	60.28%
16	RODRIGUEZ, Juan Manuel	U	P	Min	72	10	20.39	3.0407	55.4824	58.40%
17	Sans, Jorge	U	P	Min	89	0	29.33	3.0344	55.3680	58.28%
18	CEBALLOS, Gaston	U	P	Min	89	0	30.13	2.9539	53.8979	56.73%
19	Figueroa, Jose	U	P	Min	91	0	34.10	2.6686	48.6931	51.26%
20	Bagnasco, Emmanuel	U	P	Min	73	20	20.87	2.5395	46.3377	48.78%
21	HEREDIA, Claudio	U	P	Min	90	10	32.83	2.4368	44.4631	46.80%
22	Gutierrez, Facundo	U	P	Min	85	10	35.59	2.1073	38.4516	40.48%
23	Armando, Adrian Francisco	U	P	Min	89	0	43.31	2.0550	37.4958	39.47%
24	FELLAY, Nicolas	U	P	Min	89	0	43.37	2.0521	37.4439	39.41%
25	BETTOLLI, Agustin	U	P	Min	83	0	40.90	2.0293	37.0285	38.98%
26	QUEVEDO, Gustavo	U	P	Min	78	20	28.81	2.0132	36.7338	38.67%
27	Benavento, Hernan Francisco	U	P	Min	82	10	41.60	1.7308	31.5806	33.24%
28	MONTES, Alberto	U	P	Min	71	30	26.74	1.5333	27.9771	29.45%
29	Garcia, Jose Luis	U	P	Min	62	60	33.20	0.0602	1.0992	1.16%
30	Morgui, Joaquin	U	P	Min	0	0	0.00	0.0000	0.0000	0.00%
31	PAGLIETA, Franco	U	P	Min	0	0	0.00	0.0000	0.0000	0.00%

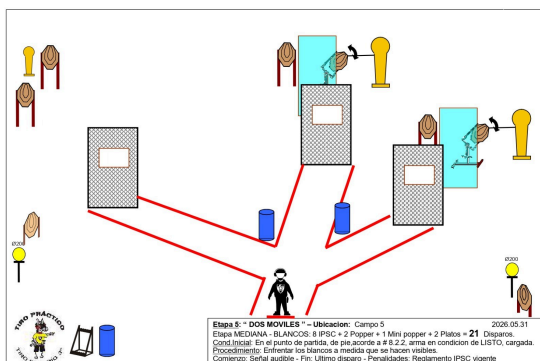
### Stage Results - Production Optics

Place	Name	No.	Class	Div	PF	Points	Pen	Time	Hit Factor	Stage Pts	Stage %
1	Guemes, Marcos		U	PO	Min	93	0	15.71	5.9198	95.0000	100.00%
2	Martinez Simonetta, DIEGO		U	PO	Min	93	0	25.53	3.6428	58.4587	61.54%
3	QUIROGA, Facundo		U	PO	Min	91	0	27.62	3.2947	52.8731	55.66%
4	Gadara, Juan Pablo		U	PO	Min	86	30	30.43	1.8403	29.5327	31.09%
5	Internicola, Emiliano		U	PO	Min	71	40	25.59	1.2114	19.4405	20.46%
6	Perez, Jorge		U	PO	Min	75	60	34.14	0.4394	7.0509	7.42%

### Stage Results - Standard

Place	Name	No.	Class	Div	PF	Points	Pen	Time	Hit Factor	Stage Pts	Stage %
1	ECHEGARAY, Jose		U	S	Maj	87	10	25.68	2.9984	95.0000	100.00%

# 1° Fecha Pistola/PCC 2026 - Dos Moviles - 2026-05-30



## Stage Results - Classic

Place	Name	No.	Class	Div	PF	Points	Pen	Time	Hit Factor	Stage Pts	Stage %
1	Garcia, RICARDO		U	C	Maj	84	0	29.96	2.8037	105.0000	100.00%
2	POMPOLO, Fernando		U	C	Maj	87	10	32.75	2.3511	88.0504	83.86%
3	ALBAGLI, Eduardo		U	C	Min	87	0	45.51	1.9117	71.5920	68.18%
4	Morgui, Jordan		U	C	Maj	78	20	33.15	1.7496	65.5234	62.40%
5	Calderon, Francisco		U	C	Maj	68	40	32.46	0.8626	32.3044	30.77%

## Stage Results - Optics

Place	Name	No.	Class	Div	PF	Points	Pen	Time	Hit Factor	Stage Pts	Stage %
1	DOMINGUEZ, Cesar		U	O	Min	95	0	31.83	2.9846	105.0000	100.00%
2	Durquet, Agustin		U	O	Min	79	0	29.38	2.6889	94.5971	90.09%
3	Lopez Vernengo, Eduardo		U	O	Min	87	0	36.14	2.4073	84.6903	80.66%
4	MARINELLI, Ignacio		U	O	Min	84	10	39.07	1.8940	66.6332	63.46%
5	ALVAREZ, Federico		U	O	Min	72	10	49.05	1.2640	44.4688	42.35%
6	BUSSO, Matias		U	O	Min	0	0	0.00	0.0000	0.0000	0.00%

## Stage Results - PCC Optics

Place	Name	No.	Class	Div	PF	Points	Pen	Time	Hit Factor	Stage Pts	Stage %
1	Carrizo, GUILLERMO		U	PCCO	Min	93	0	26.16	3.5550	105.0000	100.00%
2	Fernandez, MARCOS		U	PCCO	Min	93	0	32.46	2.8651	84.6211	80.59%
3	Monguillot, Sergio		U	PCCO	Min	83	0	30.89	2.6870	79.3605	75.58%
4	Litrenta, Javier		U	PCCO	Min	85	0	33.46	2.5403	75.0304	71.46%
5	ARIJA, Rodrigo		U	PCCO	Min	91	0	38.79	2.3460	69.2892	65.99%
6	Tissera, Hugo		U	PCCO	Min	93	0	44.31	2.0988	61.9905	59.04%

## Stage Results - Production

Place	Name	No.	Class	Div	PF	Points	Pen	Time	Hit Factor	Stage Pts	Stage %
1	Sansot, David		U	P	Min	93	0	24.30	3.8272	105.0000	100.00%
2	PERRICONE, Lucas		U	P	Min	93	0	25.48	3.6499	100.1374	95.37%
3	BULOVACICH, Adrian		U	P	Min	81	0	24.71	3.2780	89.9342	85.65%
4	LEONELLI, Ivan		U	P	Min	83	0	28.40	2.9225	80.1812	76.36%
5	GATHER, German		U	P	Min	95	0	35.38	2.6851	73.6679	70.16%
6	GIODA, Nestor		U	P	Min	80	10	26.34	2.6576	72.9113	69.44%
7	Luque, Luis		U	P	Min	91	0	35.13	2.5904	71.0683	67.68%
8	MARTINEZ ALVAREZ, Pablo		U	P	Min	77	0	30.39	2.5337	69.5141	66.20%
9	RODRIGUEZ, Juan Manuel		U	P	Min	74	10	26.40	2.4242	66.5103	63.34%
10	Martin, Juan Manuel		U	P	Min	83	0	34.47	2.4079	66.0617	62.92%
11	Ferragutti, Sebastian		U	P	Min	70	10	25.71	2.3337	64.0268	60.98%
12	Gerez, Luis		U	P	Min	91	0	39.99	2.2756	62.4313	59.46%
13	ARLETTAZ, Emiliano		U	P	Min	97	0	43.59	2.2253	61.0517	58.14%
14	Bernardi, Irupe		U	P	Min	83	0	38.32	2.1660	59.4245	56.59%

15	Arcuri, Emilio Vicente	U	P	Min	71	0	34.03	2.0864	57.2412	54.52%
16	CAPORALI, Ruben Alejandro	U	P	Min	79	20	29.72	1.9852	54.4648	51.87%
17	CEBALLOS, Gaston	U	P	Min	73	20	30.80	1.7208	47.2104	44.96%
18	Bagnasco, Emmanuel	U	P	Min	63	20	26.05	1.6507	45.2870	43.13%
19	Gutierrez, Facundo	U	P	Min	83	20	38.17	1.6505	45.2826	43.13%
20	QUEVEDO, Gustavo	U	P	Min	75	20	38.07	1.4447	39.6362	37.75%
21	Figueroa, Jose	U	P	Min	85	20	45.29	1.4352	39.3753	37.50%
22	HEREDIA, Claudio	U	P	Min	82	30	36.54	1.4231	39.0434	37.18%
23	FELLAY, Nicolas	U	P	Min	76	30	46.82	0.9825	26.9550	25.67%
24	Benavento, Hernan Francisco	U	P	Min	72	30	42.96	0.9777	26.8224	25.55%
25	Garcia, Jose Luis	U	P	Min	76	30	47.29	0.9727	26.6871	25.42%
26	Armando, Adrian Francisco	U	P	Min	65	30	38.04	0.9201	25.2430	24.04%
27	Sans, Jorge	U	P	Min	81	40	45.89	0.8934	24.5120	23.34%
28	MONTES, Alberto	U	P	Min	60	30	37.46	0.8009	21.9718	20.93%
29	BETTOLLI, Agustin	U	P	Min	67	40	63.22	0.4271	11.7171	11.16%
30	Morgui, Joaquin	U	P	Min	0	0	0.00	0.0000	0.0000	0.00%
31	PAGLIETA, Franco	U	P	Min	0	0	0.00	0.0000	0.0000	0.00%

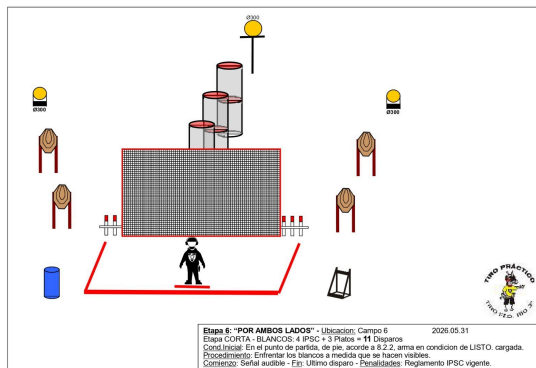
### Stage Results - Production Optics

Place	Name	No.	Class	Div	PF	Points	Pen	Time	Hit Factor	Stage Pts	Stage %
1	Guemes, Marcos		U	PO	Min	97	0	23.05	4.2082	105.0000	100.00%
2	QUIROGA, Facundo		U	PO	Min	99	0	35.13	2.8181	70.3146	66.97%
3	Martinez Simonetta, DIEGO		U	PO	Min	89	0	33.07	2.6913	67.1497	63.95%
4	Internicola, Emiliano		U	PO	Min	87	0	35.20	2.4716	61.6687	58.73%
5	Gadara, Juan Pablo		U	PO	Min	91	0	38.78	2.3466	58.5494	55.76%
6	Perez, Jorge		U	PO	Min	56	30	69.37	0.3748	9.3517	8.91%

### Stage Results - Standard

Place	Name	No.	Class	Div	PF	Points	Pen	Time	Hit Factor	Stage Pts	Stage %
1	ECHEGARAY, Jose		U	S	Maj	92	0	41.66	2.2084	105.0000	100.00%

# 1° Fecha Pistola/PCC 2026 - Por ambos Lados - 2026-05-30



## Stage Results - Classic

Place	Name	No.	Class	Div	PF	Points	Pen	Time	Hit Factor	Stage Pts	Stage %
1	Garcia, RICARDO		U	C	Maj	49	0	14.34	3.4170	55.0000	100.00%
2	Morgui, Jordan		U	C	Maj	47	10	11.08	3.3394	53.7499	97.73%
3	POMPOLO, Fernando		U	C	Maj	52	0	16.43	3.1649	50.9427	92.62%
4	Calderon, Francisco		U	C	Maj	55	0	17.53	3.1375	50.5006	91.82%
5	ALBAGLI, Eduardo		U	C	Min	47	0	17.86	2.6316	42.3577	77.01%

## Stage Results - Optics

Place	Name	No.	Class	Div	PF	Points	Pen	Time	Hit Factor	Stage Pts	Stage %
1	DOMINGUEZ, Cesar		U	O	Min	53	0	11.45	4.6288	55.0000	100.00%
2	Lopez Vernengo, Eduardo		U	O	Min	51	0	12.33	4.1363	49.1473	89.36%
3	Durquet, Agustin		U	O	Min	49	0	12.63	3.8797	46.0983	83.82%
4	MARINELLI, Ignacio		U	O	Min	51	0	13.66	3.7335	44.3621	80.66%
5	ALVAREZ, Federico		U	O	Min	35	0	22.10	1.5837	18.8178	34.21%
6	BUSSO, Matias		U	O	Min	0	0	0.00	0.0000	0.0000	0.00%

## Stage Results - PCC Optics

Place	Name	No.	Class	Div	PF	Points	Pen	Time	Hit Factor	Stage Pts	Stage %
1	Fernandez, MARCOS		U	PCCO	Min	51	0	9.85	5.1777	55.0000	100.00%
2	Litrenta, Javier		U	PCCO	Min	49	0	12.12	4.0429	42.9459	78.08%
3	Tissera, Hugo		U	PCCO	Min	49	0	12.76	3.8401	40.7919	74.17%
4	Carrizo, GUILLERMO		U	PCCO	Min	45	0	11.89	3.7847	40.2031	73.10%
5	Monguillot, Sergio		U	PCCO	Min	41	0	12.74	3.2182	34.1856	62.16%
6	ARIJA, Rodrigo		U	PCCO	Min	49	0	53.49	0.9161	9.7309	17.69%

## Stage Results - Production

Place	Name	No.	Class	Div	PF	Points	Pen	Time	Hit Factor	Stage Pts	Stage %
1	Sansot, David		U	P	Min	53	0	9.44	5.6144	55.0000	100.00%
2	Ferragutti, Sebastian		U	P	Min	51	0	11.27	4.5253	44.3307	80.60%
3	Martin, Juan Manuel		U	P	Min	43	0	9.60	4.4792	43.8789	79.78%
4	PERRICONE, Lucas		U	P	Min	47	0	10.59	4.4381	43.4771	79.05%
5	GIODA, Nestor		U	P	Min	43	0	9.98	4.3086	42.2082	76.74%
6	LEONELLI, Ivan		U	P	Min	40	10	7.82	3.8363	37.5814	68.33%
7	Gerez, Luis		U	P	Min	45	0	11.77	3.8233	37.4537	68.10%
8	Armando, Adrian Francisco		U	P	Min	53	0	14.09	3.7615	36.8488	67.00%
9	Bagnasco, Emmanuel		U	P	Min	47	0	12.71	3.6979	36.2252	65.86%
10	CAPORALI, Ruben Alejandro		U	P	Min	43	0	12.04	3.5714	34.9865	63.61%
11	QUEVEDO, Gustavo		U	P	Min	47	0	13.71	3.4282	33.5830	61.06%
12	CEBALLOS, Gaston		U	P	Min	45	0	13.15	3.4221	33.5232	60.95%
13	Luque, Luis		U	P	Min	47	0	14.46	3.2503	31.8411	57.89%

14	BULOVACICH, Adrian	U	P	Min	37	0	11.46	3.2286	31.6283	57.51%
15	Arcuri, Emilio Vicente	U	P	Min	49	0	17.92	2.7344	26.7866	48.70%
16	MARTINEZ ALVAREZ, Pablo	U	P	Min	43	0	16.69	2.5764	25.2389	45.89%
17	ARLETTAZ, Emiliano	U	P	Min	42	10	12.50	2.5600	25.0783	45.60%
18	Garcia, Jose Luis	U	P	Min	49	0	19.26	2.5441	24.9229	45.31%
19	Figueroa, Jose	U	P	Min	51	0	20.80	2.4519	24.0196	43.67%
20	Bernardi, Irupe	U	P	Min	42	10	13.86	2.3088	22.6176	41.12%
21	GATHER, German	U	P	Min	44	10	14.96	2.2727	22.2642	40.48%
22	MONTES, Alberto	U	P	Min	43	0	20.65	2.0823	20.3989	37.09%
23	Sans, Jorge	U	P	Min	41	0	20.04	2.0459	20.0422	36.44%
24	BETTOLLI, Agustin	U	P	Min	43	0	21.57	1.9935	19.5289	35.51%
25	FELLAY, Nicolas	U	P	Min	53	0	29.52	1.7954	17.5881	31.98%
26	RODRIGUEZ, Juan Manuel	U	P	Min	43	0	24.01	1.7909	17.5443	31.90%
27	HEREDIA, Claudio	U	P	Min	51	0	30.19	1.6893	16.5488	30.09%
28	Benavento, Hernan Francisco	U	P	Min	46	10	21.58	1.6682	16.3422	29.71%
29	Gutierrez, Facundo	U	P	Min	55	0	33.76	1.6291	15.9595	29.02%
30	Morgui, Joaquin	U	P	Min	0	0	0.00	0.0000	0.0000	0.00%
31	PAGLIETA, Franco	U	P	Min	0	0	0.00	0.0000	0.0000	0.00%

### Stage Results - Production Optics

Place	Name	No.	Class	Div	PF	Points	Pen	Time	Hit Factor	Stage Pts	Stage %
1	Guemes, Marcos		U	PO	Min	55	0	8.54	6.4403	55.0000	100.00%
2	QUIROGA, Facundo		U	PO	Min	53	0	11.94	4.4389	37.9079	68.92%
3	Internicola, Emiliano		U	PO	Min	37	0	9.87	3.7487	32.0142	58.21%
4	Martinez Simonetta, DIEGO		U	PO	Min	49	0	13.24	3.7009	31.6057	57.46%
5	Gadara, Juan Pablo		U	PO	Min	49	0	23.99	2.0425	17.4431	31.71%
6	Perez, Jorge		U	PO	Min	45	0	26.22	1.7162	14.6568	26.65%

### Stage Results - Standard

Place	Name	No.	Class	Div	PF	Points	Pen	Time	Hit Factor	Stage Pts	Stage %
1	ECHEGARAY, Jose		U	S	Maj	51	0	13.20	3.8636	55.0000	100.00%